



A Leading European NPL Asset Manager

Debt Investor Presentation

March 2025



Disclaimer – advertisement in the meaning of the prospectus regulation (EU) 2017/1129



▪ **Acceptance of limitations:** The following applies to the information in this presentation (the **"Presentation"**), and is furnished by Hoist Finance AB (publ), reg. no. 556012-8489 (the **"Company"**), and together with its direct and indirect subsidiaries, the **"Group"**) or any person on behalf of the Company, solely for the recipient's information in connection with a contemplated issuance of senior preferred notes (the **"Notes"**). The intended recipients are determined solely by Nordea Bank Abp and Carnegie Investment Bank AB (together the **"Joint Lead Managers"**) and the Company. By attending a meeting where the Presentation is presented, or by reading the Presentation, you agree to be bound by the terms, conditions, limitations and notifications described below. The Presentation has been prepared exclusively for the benefit and internal use of the recipients, is being provided to you solely for your information and is strictly confidential and may not be disclosed, reproduced or distributed in whole or in part to any other person unless expressly agreed in writing by the Joint Lead Managers. Failure to comply with this restriction may constitute a violation of applicable laws, rules or regulations.

Use of the Presentation: This Presentation does neither constitute or form part of, and should not be construed as, an offer nor a solicitation of an offer to sell or to buy any securities or financial instruments, and it does not constitute any form of commitment or recommendation in relation thereto. No representation or warranty (expressed or implied) is made as to, and no reliance should be placed on, the fairness, accuracy or completeness of the information in the Presentation.

No obligation: The Company is under no obligation to accept offers or proposals and the Joint Lead Managers and the Company reserve the right to change the process or terminate negotiations at any time before a binding agreement has been reached. The Company also reserves the right to negotiate with any party and with any number of parties it wishes. Potential investors' costs in connection with the process shall be borne by the investors.

No financial, credit, investment, legal or tax advice: The Joint Lead Managers are not giving and are not intending to give financial, credit, investment, legal or tax advice to any potential investor, and this Presentation shall not be deemed to be financial, credit, investment, legal or tax advice from the Joint Lead Managers to any potential investor. Investors should not subscribe for or purchase any financial instruments or securities only on the basis of the information provided herein and acknowledge that each investor will be solely responsible for and rely on its own assessment of the market and the market position of the Group and that it will conduct its own analysis and be solely responsible for forming its own view of the potential future performance of the Group. Any investor investing in the Notes is bound by the final terms and conditions for the Notes, which the investor acknowledges having accepted by subscribing for the Notes. Investors are encouraged to request from the Company, the Group and other sources such additional information as they require to enable them to make informed investment decisions, to seek advice from their own legal, tax and financial advisors and to exercise an independent analysis and judgment of the merits of the Group, to ensure that they understand the transaction and have made an independent assessment of the appropriateness of the transaction in light of their own objectives and circumstances, including the possible risks and benefits of entering into such a transaction.

No liability: Although the Company and the Group have endeavored to give a correct and complete picture of the Group, none of the Company, the Group, the Joint Lead Managers or any of the Joint Lead Managers' or the Company's subsidiaries, directors, officers, employees, advisors or representatives (collectively the **"Representatives"**) may be held liable for any loss or damage of any kind, whether direct or indirect, arising from the use of the Presentation.

Information sources: The information in this Presentation is presented by the Company or the Group or constitutes publicly available information and has been produced by the Company or the Group assisted by the Joint Lead Managers exclusively for information purposes. There may be risks related to the Group which are not included in this Presentation and which could have a negative effect on the Group's operations, financial position, earnings and result. This Presentation may contain forward-looking statements that reflect the Company's and the Group's current expectations or estimates with respect to certain future events and potential financial performance. Such statements are only forecasts which are based on a number of estimates and assumptions that are subject to significant business, economic and competitive uncertainties and no guarantee can be given that such estimates and assumptions are correct. All statements other than statements of historical fact included in the Presentation are forward-looking statements. These statements may include, without limitation, any statements preceded by, followed by or including words such as "target," "believe," "expect," "aim," "intend," "may," "anticipate," "estimate," "plan," "project," "will," "can have," "likely," "should," "would," "could" and other words and terms of similar meaning or the negative thereof. An investment involves a high level of risk and several factors beyond the Company's control which could cause the actual results or performance of the Group to be different from what may be expressed or implied by statements contained in this Presentation or implied by such forward-looking statements. The information in this Presentation, including but not limited to forward-looking statements, applies only as at the date of this document and is not intended to give any assurances as to future results. No information in this Presentation has been independently verified by the Joint Lead Managers or their advisors and the Joint Lead Managers and their advisors assume no responsibility for, and no warranty (expressly or implied) or representation is made as to, the accuracy, completeness or verification of the information contained in this Presentation. The information relating to the Company or the Group does not constitute a complete overview of the Company or the Group and must be supplemented by the reader wishing such completeness. The information in this Presentation is qualified in its entirety by the business, financial and other information that the Company is required to publish in accordance with the rules, regulations and practices applicable to companies whose shares are listed on Nasdaq Stockholm.

Audit Review of Financial Information: Certain financial information contained in this Presentation has not been reviewed by the Company's or the Group's auditors or any other auditor or financial expert. Hence, such financial information might not have been produced in accordance with applicable or recommended accounting principles and may furthermore contain errors and/or miscalculations. The Company and the Group are the sources of the financial information, and neither the Joint Lead Managers nor any of the Representatives shall have any liability (in negligence or otherwise) for any inaccuracy of the financial information set forth in this Presentation.

▪ **Actuality:** The Presentation is dated 14 March 2025. None of the Company, the Group, the Joint Lead Managers or the Representatives represent or warrant that there has been no change in the affairs of the Group since such date and none of the Company, the Group, the Joint Lead Managers or the Representatives undertake any obligations to review, confirm, update or correct any information included in the Presentation. The Presentation may however be changed, supplemented or corrected without notification.

Conflicts of interest: The Joint Lead Managers, their clients and the Representatives may hold shares, options or other securities of the Group and/or the Company and may, as principal or agent, buy or sell such securities and have, or may in the future, engage in investment banking and/or commercial banking or other services for the Group and/or the Company in their ordinary course of business. Accordingly, conflicts of interest may exist or may arise as a result of the Joint Lead Managers having previously engaged, or will in the future engage, in financing and other transactions with the Group and/or the Company.

Placement Fee: The Joint Lead Managers will be paid a fee by the Issuer in respect of the placement of the transaction.

Prospectus: This Presentation does not constitute, and should not be considered as, a prospectus within the meaning of Regulation (EU) 2017/1129 and has not been prepared in accordance therewith or in accordance with any other Swedish or foreign law or regulation. Accordingly, this Presentation has not been, and will not be, examined, approved or registered by any supervisory authority. However, a base prospectus dated 19 June 2024 (and as supplemented 11 September 2024, 15 October 2024 and 07 February 2025) relating to the Company's Euro Medium Term Note programme and the admission to trading of the Notes has been prepared and approved by the Central Bank of Ireland and is available on the Company's website on <https://www.hoistfinance.com/investors/debt-investors/>. The approval of the base prospectus by the Central Bank of Ireland should not be understood as an endorsement of any Notes. Potential investors should read the base prospectus before making an investment decision in order to fully understand the potential risks associated with a decision to invest in the Notes (see **"Risk factors"** in the base prospectus).

Distribution: The information in this Presentation is not for release, publication or distribution, directly or indirectly, in or into the United States or any other jurisdiction in which such distribution would be unlawful or would require registration or other measures. No securities referred to in this Presentation have been or will be registered by the Company under the U.S. Securities Act of 1933, as amended (the **"Securities Act"**) or the securities laws of any state of the United States. This Presentation may not be distributed into or in the United States or to any "US person" (as defined in Rule 902 of Regulation S under the Securities Act). The distribution of this Presentation in other jurisdictions may be restricted by law and persons into whose possession this Presentation comes should inform themselves about, and observe such restrictions. Any failure to comply with these restrictions may constitute a violation of the laws of any such other jurisdiction. In so far as this Presentation is made or would cause any effect in the United Kingdom, this Presentation is only addressed to and directed at persons in the United Kingdom who (i) are persons who have professional experience in matters relating to investments falling within Article 19(5) of the Financial Services and Markets Act 2000 (Financial Promotion) Order 2005 (the "Order"), (ii) are persons who are high net worth entities falling within Article 49(2)(a) to (d) of the Order, or (iii) are other persons to whom this Presentation may otherwise lawfully be communicated (all such persons together being referred to as **"Relevant Persons"**). This Presentation must not be acted on or relied on in the United Kingdom by persons who are not Relevant Persons. Any investment or investment activity to which this Presentation relates is available only to Relevant Persons in the United Kingdom and will be engaged in only with such persons. Further, the distribution of this Presentation and any purchase of or application/subscription for securities may be restricted by law in certain jurisdictions, and persons into whose possession this Presentation comes should inform themselves about, and observe, any such restriction. Any failure to comply with such restrictions may constitute a violation of the applicable securities laws of any such jurisdiction.

The distribution of this Presentation and the private placement of the securities in certain jurisdictions may be restricted by law. No action has been or will be taken to permit a public offering in any jurisdiction. Persons into whose possession this Presentation comes are required to inform themselves about, and to observe, such restrictions. Any failure to comply with such restrictions may constitute a violation of the applicable securities laws of any such jurisdiction. The Company, the Group and the Joint Lead Managers disclaim any responsibility or liability for the violations of any such restrictions by any person.

Target market: Solely for the purposes of the manufacturers' (as used herein, **"Manufacturers"** refers to the Joint Lead Managers) product approval process, the target market assessment in respect of the Notes has led to the conclusion that: (i) the target market for the Notes is eligible counterparties and professional clients only, each as defined in Directive 2014/65/EU (as amended, **"MiFID II"**); and (ii) all channels for distribution of the Notes to eligible counterparties and professional clients are appropriate. Any person subsequently offering, selling or recommending the Notes (a **"Distributor"**) should take into consideration the Manufacturers' target market assessment; however, a Distributor subject to MiFID II is responsible for undertaking its own target market assessment in respect of the Notes (by either adopting or refining the Manufacturers' target market assessment) and determining appropriate distribution channels.

For the avoidance of doubt, the target market assessment does not constitute: (a) an assessment of suitability or appropriateness for the purposes of MiFID II; or (b) a recommendation to any investor or group of investors to invest in, or purchase, or take any other action whatsoever with respect to the Notes.

PRIPs regulation: In the event of issuance of Notes, the Notes are not deemed to fall within the scope of Regulation (EU) No 1286/2014 (as amended) and no key information document (KID) has been prepared.

Applicable law and jurisdiction: The Presentation and any non-contractual obligations arising out of or in connection with it are subject to Swedish law. Any dispute arising out of or in connection with this Presentation is subject to the exclusive jurisdiction of Swedish courts, with the District Court of Stockholm as court of first instance.

Agenda

- » **Business overview**
- » Market update
- » Financial update
- » Capital, funding and liquidity
- » The Transaction



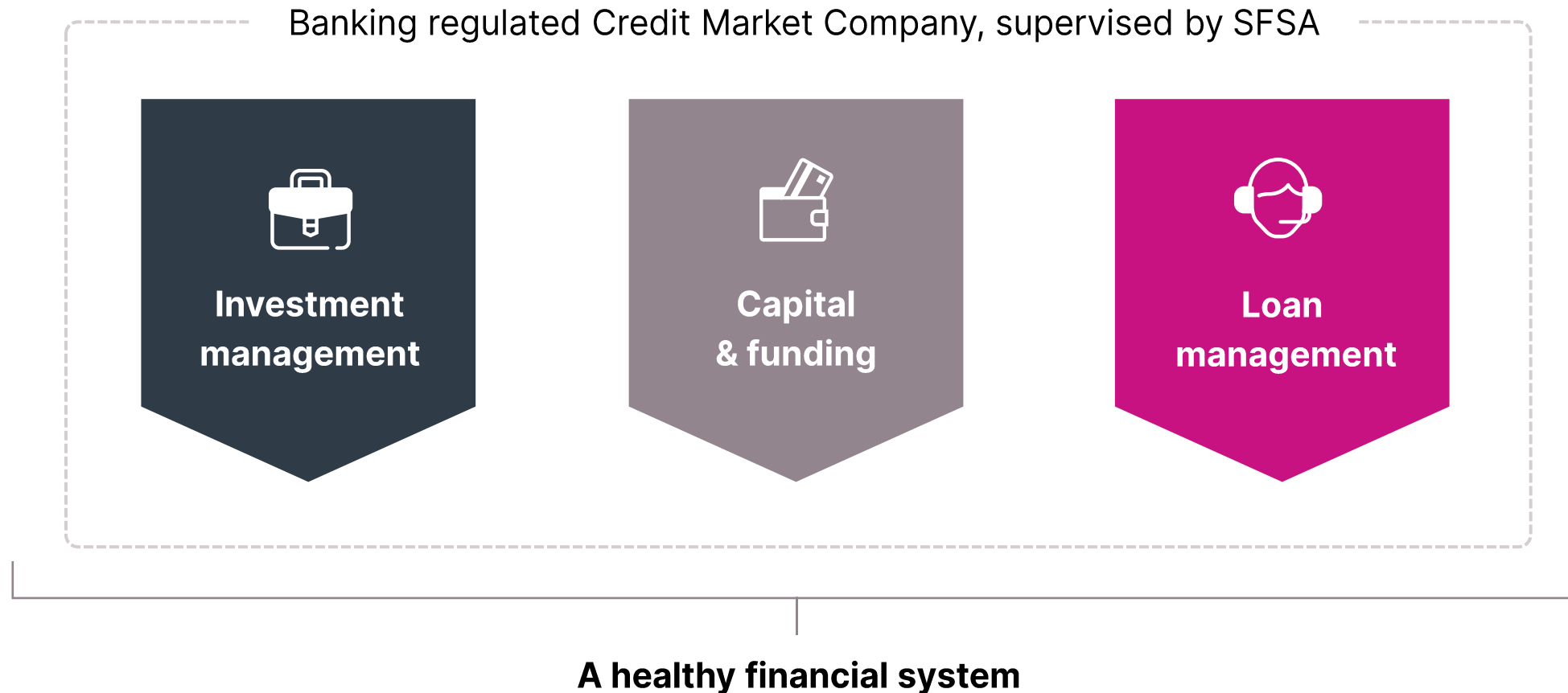
Hoist Finance

A European asset manager specialised in Non-Performing loans

- » Hoist Finance, rated Baa2/stable by Moody's, specialises in Non-Performing Loans (NPLs). We aim to become Europe's leading NPL asset manager for secured and unsecured consumer and SME debt. Our purpose is to contribute to a healthy and resilient financial system in Europe by supporting banks and consumers.
- » We partner with European banks and financial institutions to help them reduce complexity, costs, and required capital, allowing them to focus on new financing essential for societal growth. With over 25 years of experience, we offer extensive debt restructuring solutions and operate in 13 markets across Europe.
- » We are also a partner to individuals and SMEs with defaulted debt. Being specialised in restructuring of non-performing loans, we help resolve our customers' debt situations and get them back on track financially. This is how we support financial inclusion.
- » We believe that we serve our stakeholders and the wider society best by being regulated by the same, high regulatory standards as our partner banks. This is why we are a regulated credit market institute. Consequently, we are organised like a bank with three lines of defense; including legal, finance, risk, compliance, security, and internal audit group functions.
- » Hoist's SEK 30.7bn investment portfolio is highly granular with the average loan at SEK 73k, and well-diversified across countries, vintages and asset classes. This granularity and diversity creates stability and predictability over time.
- » We manage our collections locally and in-house to maintain control and uphold high standards of customer care, ethics and compliance. We own the data, enabling us to continuously improve our investment processes with continuous input for our valuation models. Operational collection can be conducted inhouse or through third parties, providing flexibility to our operating model.



A leading European asset manager of unsecured and secured Non-Performing consumer Loan portfolios



Hoist Finance in numbers

Full-Year 2024

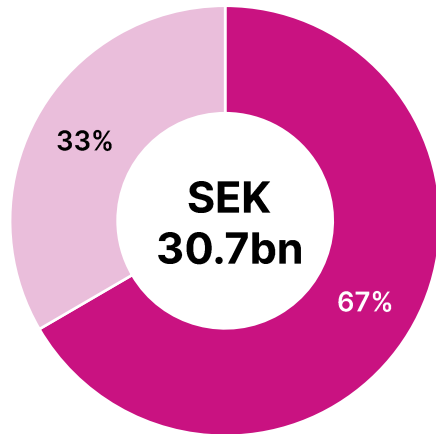
+25	Years of experience	13	European markets
1,102	FTEs	16.8%	Return on equity 2024
30.70	SEKbn, total portfolio	10.8	SEKbn, acquired loan portfolios during 2024
Baa2/ Stable	Rating, Moody's	11.48%	CET1 ratio
17.70%	Total capital ratio	10.1	SEK, earnings per share

Pan-European presence



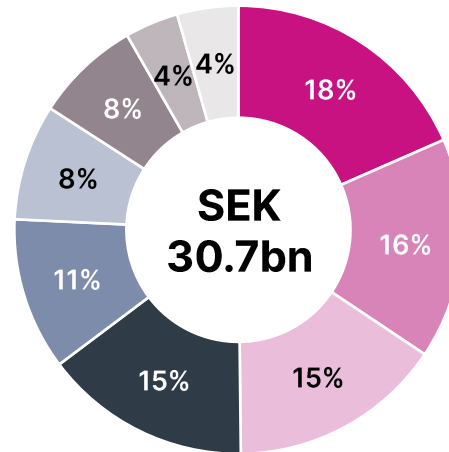
Q4 asset class mix

Investment portfolio



■ Unsecured ■ Secured

Investment Portfolio



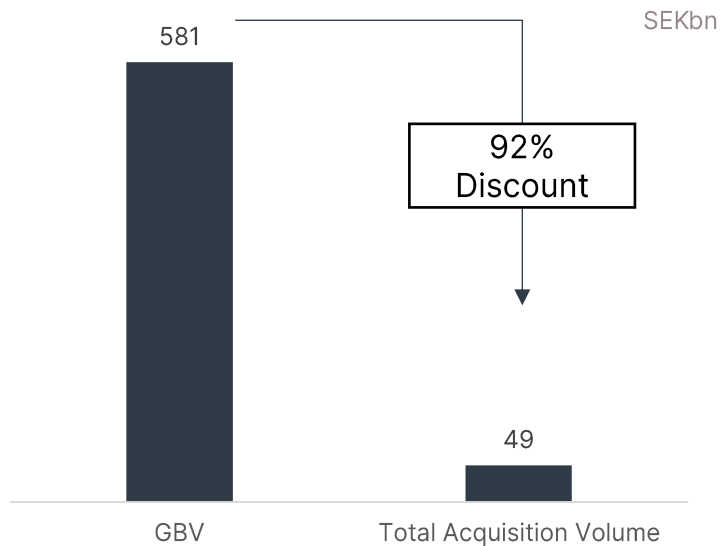
■ Italy ■ Spain ■ Poland
 ■ Germany ■ France ■ Greece
 ■ UK ■ Sweden ■ BeNe+other

- » Asset and geographical diversification
- » Geographical market expansion into Portugal
- » Sound portfolio risk profile generating positive collection performance

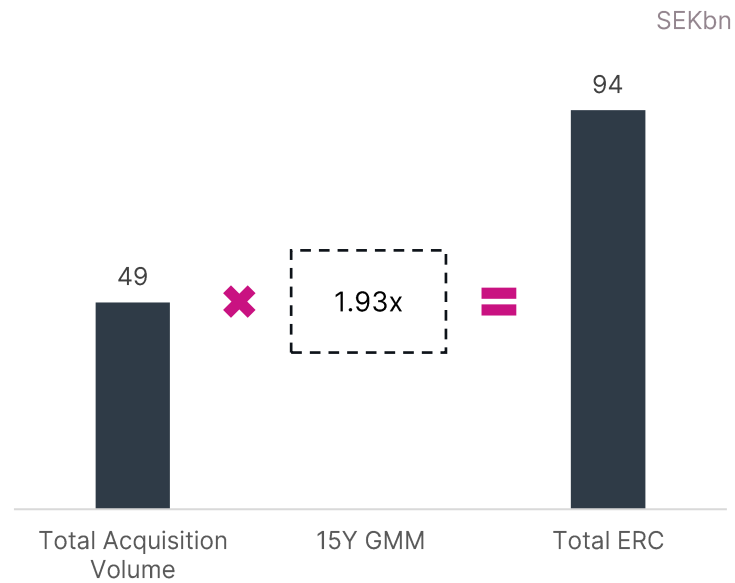
Active risk management

Hoist Finance is using pricing to de-risk portfolios to drive borrower relief and stable financial performance

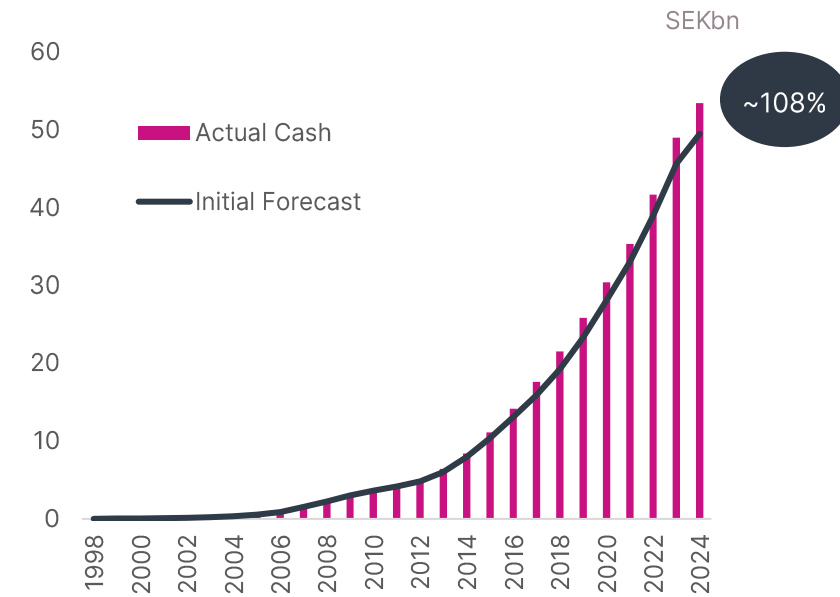
De-risking NPLs ¹



Gross Money Multiple



Stable & predictable performance



1. Graph illustrates NPLs acquisition value (Gross book value "GBV") since origination and purchase price spent by Hoist. It gives an understanding of the extent of de-risking of these assets is achieved during a transaction at arms' length.

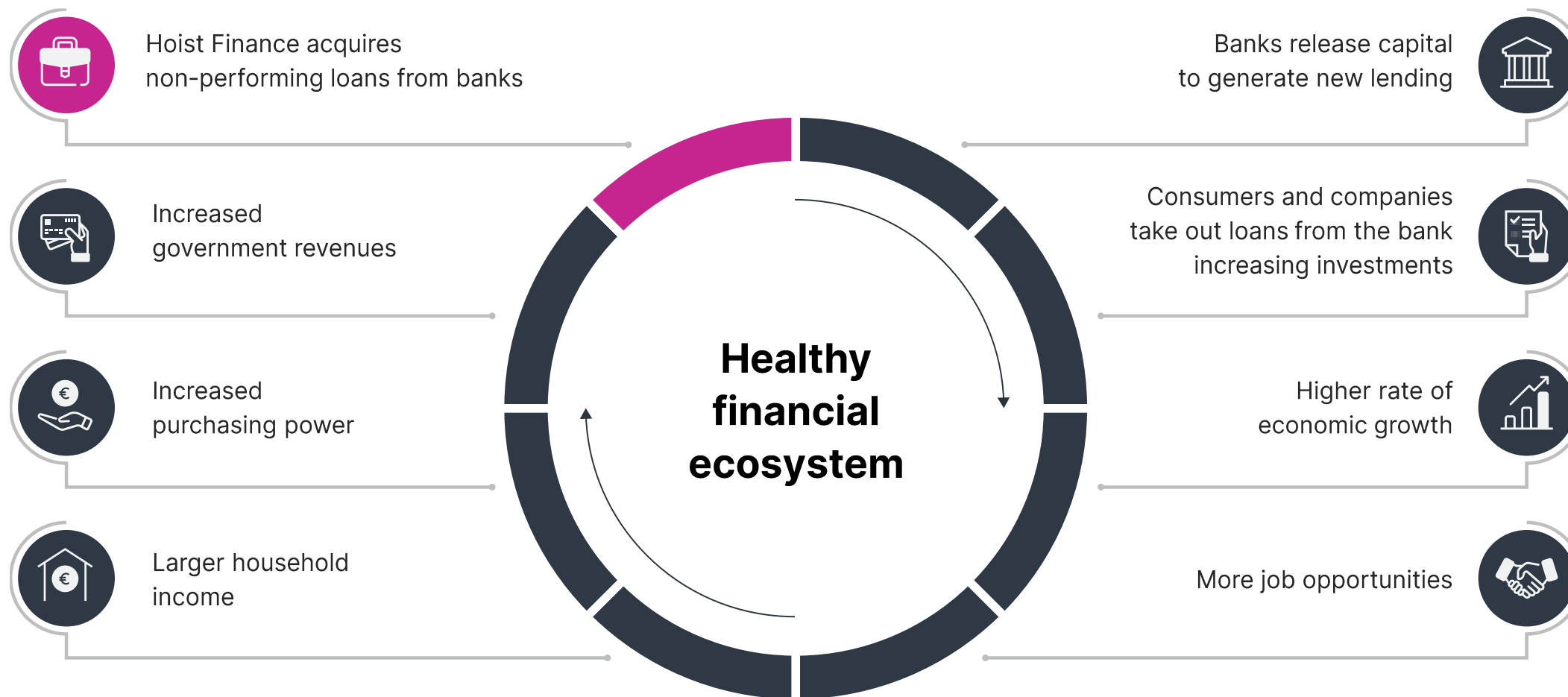
Continued strategic attractiveness of SDR

- Hoist Finance intends to leverage SDR as long-term strategic solution for backstop derogation
- Investing with strategic partners further expands our investable market
- Co-investments and securitisation provide additional tools to manage the backstop until SDR notification
- Financial target of ROE 15%+ and growth ambition of SEK36bn end 2026 not impacted

Co-investments and securitisation provide strategic and financial flexibility



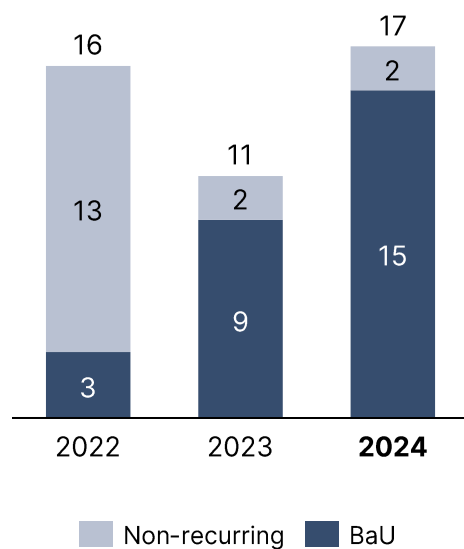
We contribute to a healthy financial system



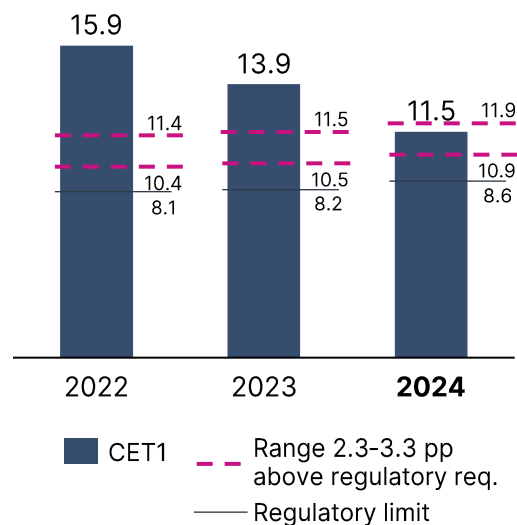
Follow-up on financial targets



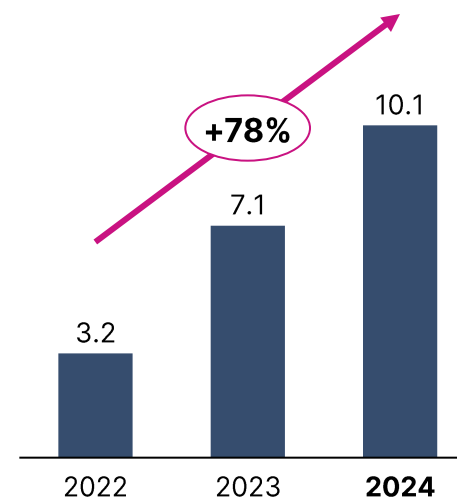
RoE >15%



CET1 2.3–3.3 pp above regulatory CET1 req.



EPS annual growth rate of 15%



Dividend policy at 25-30 per cent of net profit

DPS 2024: SEK 2





The dividend will be determined annually, with respect to the company's capital target and the outlook for profitable growth.

Sustainability & ESG at Hoist Finance

- » Hoist Finance’s sustainability strategy is integrated into our business strategy. We contribute to a stable European banking system, support individuals in debt default to come back into the financial system and promote a sound and sustainable financial situation among European households and individuals.
 - In Investment Management, we buy NPL-portfolios from European banks and financial institutions, supporting these to free-up capital, take down costs, and reduce risks. This allow the banks to focus on new lending which is key for wider societal growth.
 - In Loan Management, we in close collaboration with our customers reconstruct consumer debt in default, supporting individuals and SMEs to find a way back into the financial system.
 - In Capital and Funding, we have our savings offering, where we offer private individuals in seven European countries to opportunity save up to c. SEK 1m at competitive interest rates.

- » Our material sustainability impacts, presented on the right-hand side, are embedded into our four strategic pillars, each connected to indicators and targets that track our performance.

Our four strategic pillars and material topics

SOCIAL	SOCIAL
 <p>We contribute to an inclusive financial ecosystem</p> <ul style="list-style-type: none"> » Financial inclusion and financial literacy » Enable a stable and healthy financial ecosystem for partners and society » Ethical and fair customer treatment » Enhanced customer experience » Vulnerable customer treatment 	 <p>We create a great place to work</p> <ul style="list-style-type: none"> » Diversity, equality and inclusion » Fair remuneration and decent labor conditions » A healthy and safe workplace » Professional development
GOVERNANCE	ENVIROMENTAL
 <p>We uphold the highest ethical standards</p> <ul style="list-style-type: none"> » Business ethics and anti-corruption » Data protection and customer integrity » Cybersecurity 	 <p>We reduce our environmental impact</p> <ul style="list-style-type: none"> » Reduced climate impact

Our contribution to the SDGs:



Agenda

- » Business overview
- » **Market update**
- » Financial update
- » Capital, funding and liquidity
- » The Transaction



Market outlook: multiplied growth opportunities

Regulation

- EBA implemented a "prudential backstop" regulation for minimum loss coverage of NPLs in 2019
- NPL backstop will make it more difficult for banks to hold on to NPLs for a longer period post termination
- NPL regulation has increased (e.g. NPL directive)

Availability of funding

- Euribor has increased by ~450bps since 2022 and cost of debt for NPL buyers has increased
- Hoist Finance has a competitive funding advantage with its deposit-based funding platform

Growth of the secondary market

- ~€600bn of NPLs has transferred from the primary market into the secondary market since 2014
- Typical fund life cycle is 5 years (Hoist has good relationships with funds that sell)
- There is an ongoing repositioning of numerous players to a capital light model



NPL Stock

- Gross NPL stock in Hoist Finance's markets is ~€370bn (80% of which relates to France, Italy, Germany and Spain)
- Banks continue to have elevated levels of stage 2 loans at €1,900bn

NPL Ratios (ref) & outlook

- NPL Ratio has reduced from a peak of ~7% in 2014 to a low of 1.8% in 2022
- Since 2024 NPL ratio has begun to increase (+5%), showing signs of potential stress in bank's balance sheets

Investable market

- Of the ~€370bn NPLs present in Hoist markets, 2/3 fall within our investment appetite: €79bn unsecured NPLs, €63bn secured NPLs and €110bn for SMEs NPLs
- Hoist on average invests less than 0.5% p.a. of the current investible primary NPL stock. There is ample room for Hoist to invest and grow in the current market

Agenda

- » Business overview
- » Market update
- » **Financial update**
- » Capital, funding and liquidity
- » The Transaction



Key highlights Q4

- Profit before tax amounted to SEK 281m, compared to SEK 257m in the same quarter last year. Underlying profit before tax amounted to SEK 336m vs SEK 237m
- Return on equity amounted to 15.5%, compared to 11.4% in the same quarter last year
- Investments in new portfolios at SEK 1.9bn in the quarter, resulting in a total investment portfolio of SEK 30.7bn at the end of the quarter
- Acquired the first portfolio in Portugal, opening Hoist Finance 13th market
- Strong collection performance of 106% across the markets, compared to 105% in the same quarter last year
- Total investment portfolio growth of 26%, driving net interest income growth of 36%
- Sale of the Spanish unsecured portfolio at book value, with associated restructuring costs of SEK 42m
- Sale of the third-party servicing unit in Spoleto, Italy. Hoist Finance no longer has any third-party servicing business
- Issued senior unsecured bonds totalling SEK 1bn in two tranches at an increasingly tightening credit spread. Issued senior non-preferred bonds of SEK 700m
- Postponed notification as Specialised Debt Restructurer (SDR) due to regulatory uncertainty. Hoist Finance intends to qualify as SDR as soon as possible. In the meantime, Hoist Finance continues as before with focus on profitable growth
- The Board of Directors proposes a dividend of SEK 2 per share

SEK
30,704m Investment portfolio value

15.5% RoE

SEK 2.56 EPS

11.48% CET1 ratio

Key highlights - full year

- Profit before tax amounted to SEK 1.3bn, compared to SEK 0.8bn
- Return on equity amounted to 16.8%, compared to 11.1% in 2023
- Investment volume at SEK 10.8bn, compared to SEK 7.1bn last year
- Net investment portfolio growth of 26% (divested book value ~ SEK 0.6bn)
- Additional co-investment partnerships signed, giving Hoist Finance strong prerequisites for continued growth
- Continued strong collection performance of 105%
- Total operating income at SEK 4.4bn vs. SEK 3.5bn last year, a 26% increase
- Insourcing of IT completed resulting in annual cost savings of SEK 40m per year
- Moody's Investors Service upgraded Hoist Finance' credit rating to Baa2, from Baa3
- Issued a total of SEK 4.2bn bonds in the Swedish primary market
- Two share repurchase programmes completed, with a total of 3,432,391 shares repurchased
- Strong capital and liquidity position, above regulatory requirements with a CET1 ratio of 11.48% (13.89%)
- Earnings per share of SEK 10.1 (7.1)
- Built up the liquidity reserve to reach >130% NSFR, in line with the SDR-requirement. By end of 2024, NSFR of 154% and >1,000% LCR

**SEK
30,704m** Investment
portfolio value

16.8% RoE

SEK 10.1 EPS

11.48% CET1 ratio

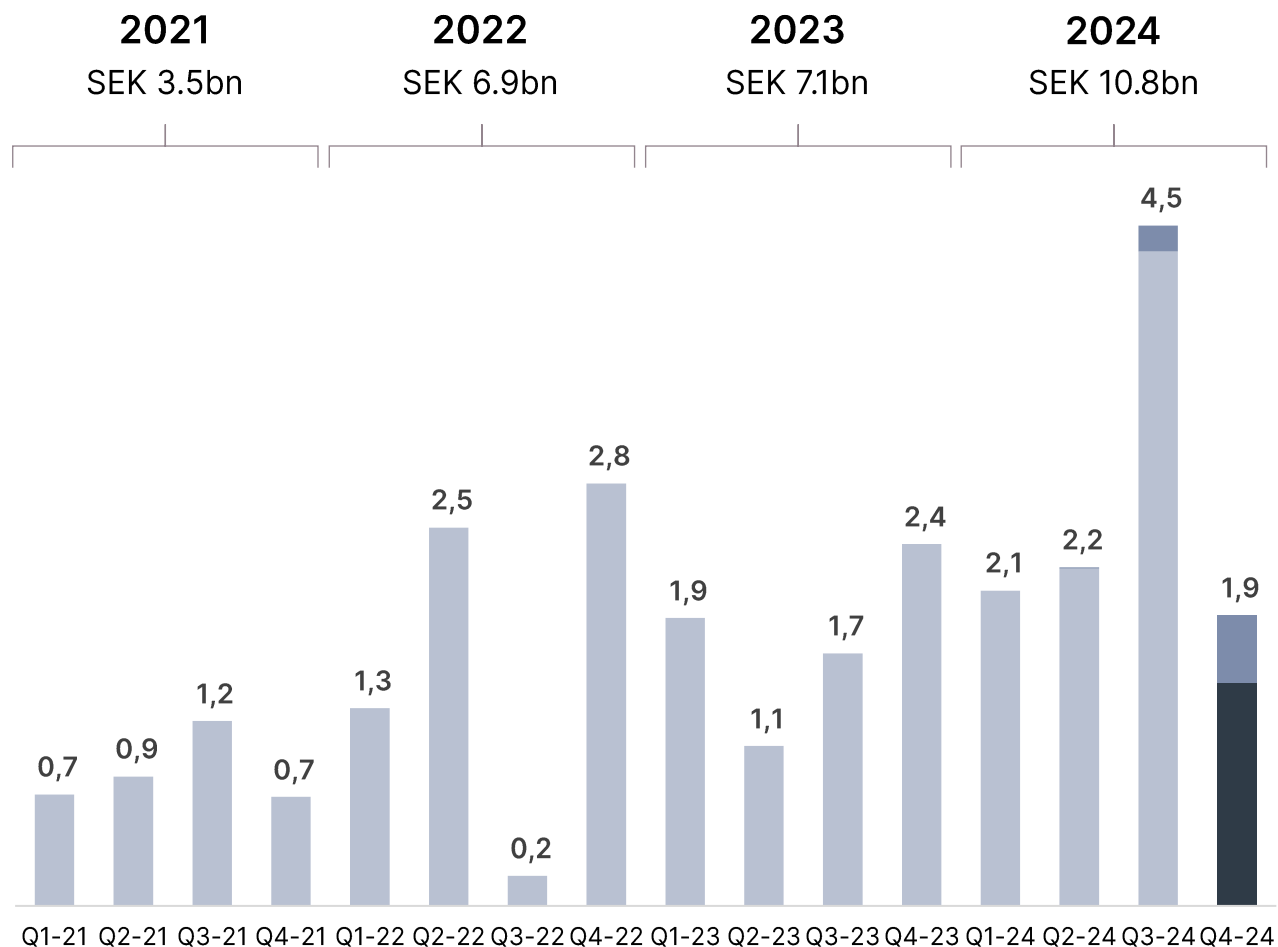
Q4 Financial summary

SEKm	Quarter 4 2024	Quarter 4 2023	Change
Interest income	1,268	941	35%
Other interest income	207	47	>100%
Interest expense	-478	-253	89%
Net interest income	997	735	36%
Other income (including impairments)	162	125	44%
Net result from financial transactions	-29	40	<-100%
Total operating income	1,130	926	22%
Total operating expenses	-856	-694	23%
Share of profit from joint ventures	6	26	-78%
Profit before tax	281	257	9%
Tax	-33	-84	-61%
Net Profit	248	173	43%

Key ratios	Quarter 4 2024	Quarter 4 2023	Change
Return on Equity	15%	11%	
Investment volumes	1,928	2,365	-18%
Investment portfolio	30,704	24,288	26%

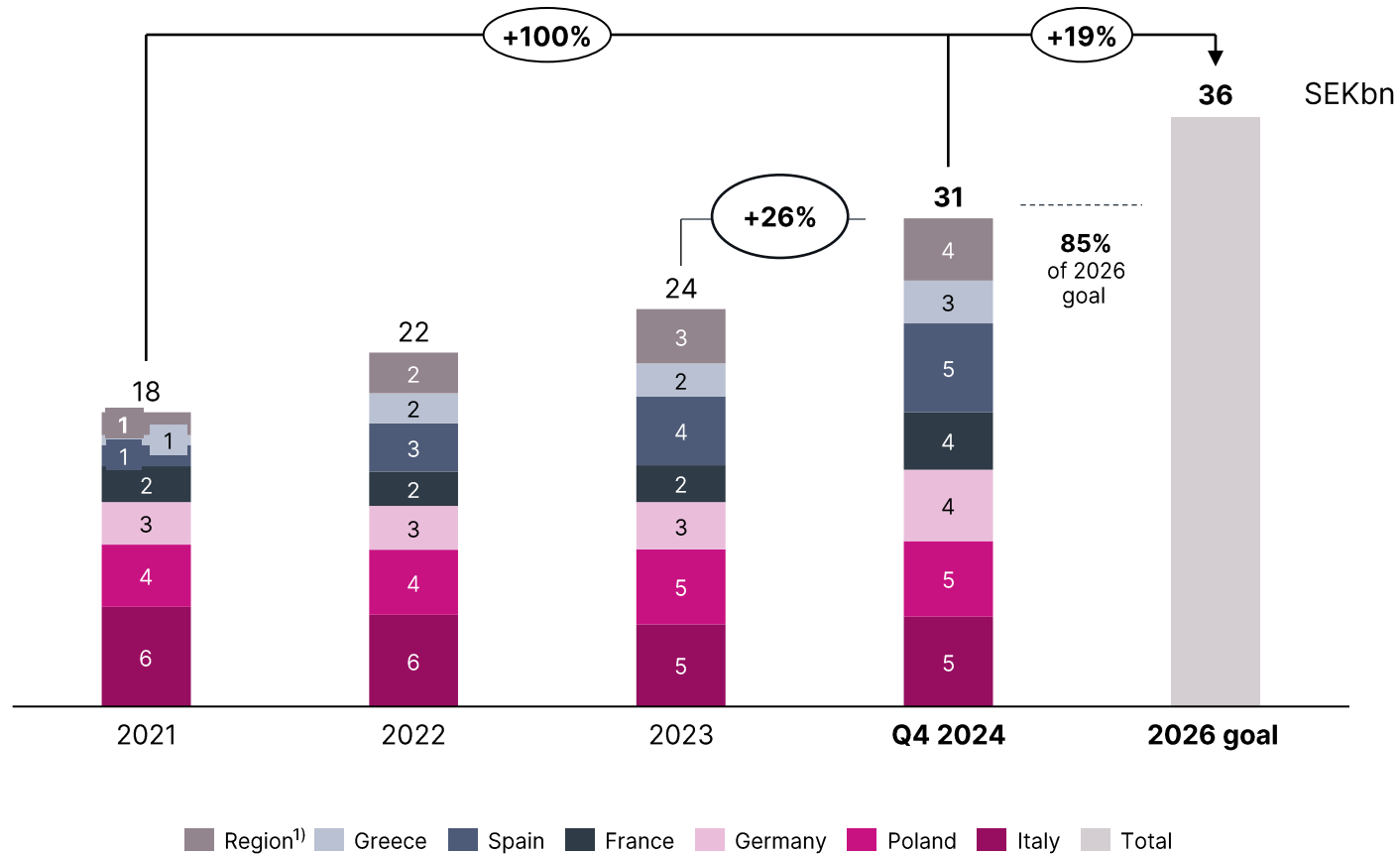
- » Continued strong growth
- » Supportive market pricing
- » Collection performance of 106%
- » Underlying profit in 2024 is SEK 336m (SEK 237m), an increase of 42%, adjusted for
 - 2023 income associated with currency gains SEK 40m
 - 2023 one-time costs of SEK 20m
 - 2024 one-time costs of SEK 56m (Spain SEK 42m)

Investment volumes



- » Record investment year
- » Supportive repricing continuing
- » Historically high risk-adjusted returns
- » Co-investments part of our growth strategy

Investment portfolio

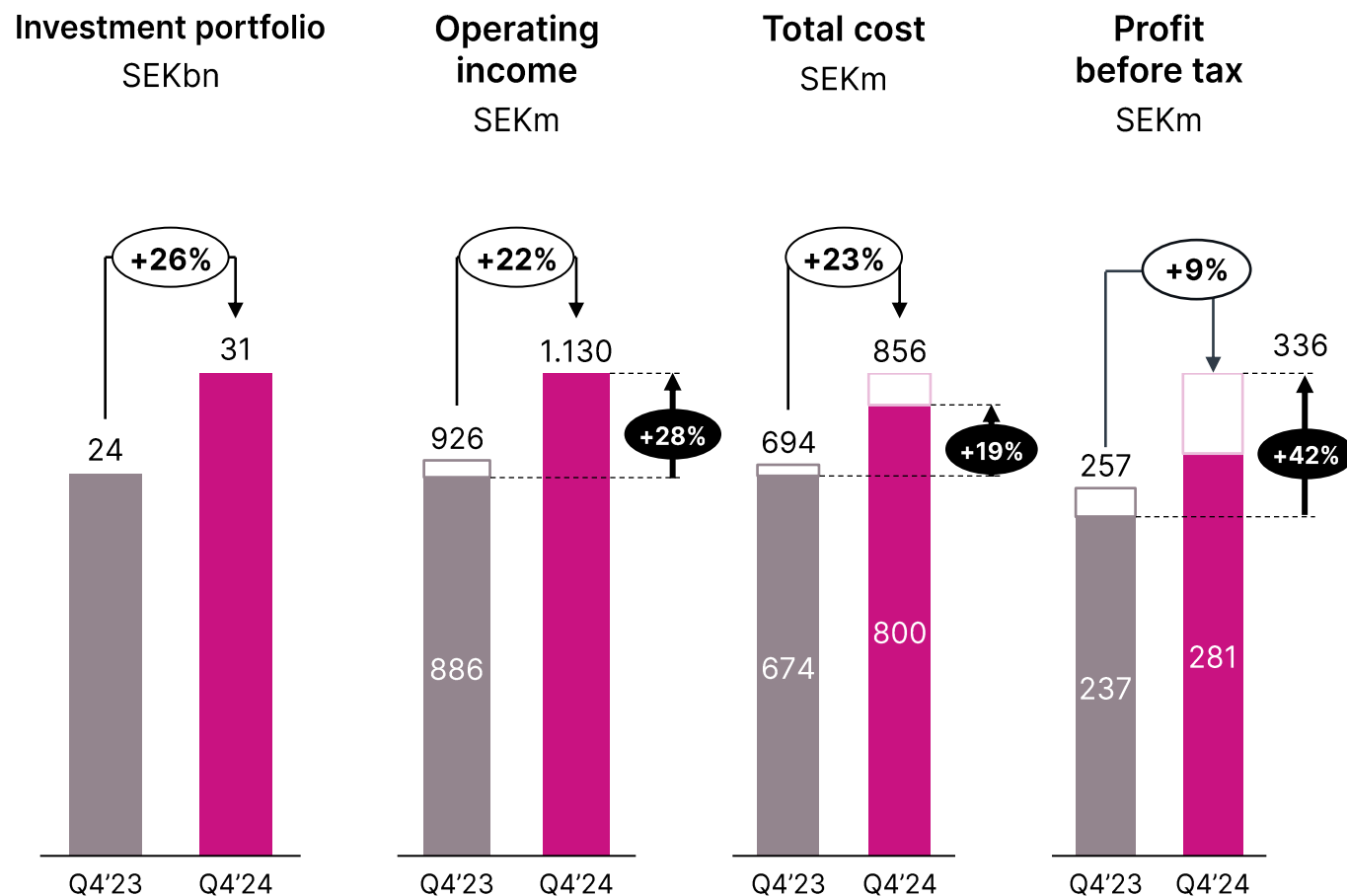


- » Growth on track to achieve long-term target
- » Co-investments and increased market coverage expanding investment opportunity
- » Supportive market dynamics
- » Funding model competitive edge

1) Region includes Netherlands, Belgium, UK, Sweden, Cyprus, Portugal

Operating leverage development

Q4 to Q4



- » Investment portfolio growth at 26%
- » Strong collection performance
- » Scale benefits evident
- » Cost control and stable indirect cost base leveraging underlying profit growth
- » Adjusting for one-time items, underlying profit before tax increased by 42%

Non recurring items;
 2023 = currency gains SEK 40m, one-time costs SEK 20m
 2024 = one-time costs SEK 56m

2024 P&L full year

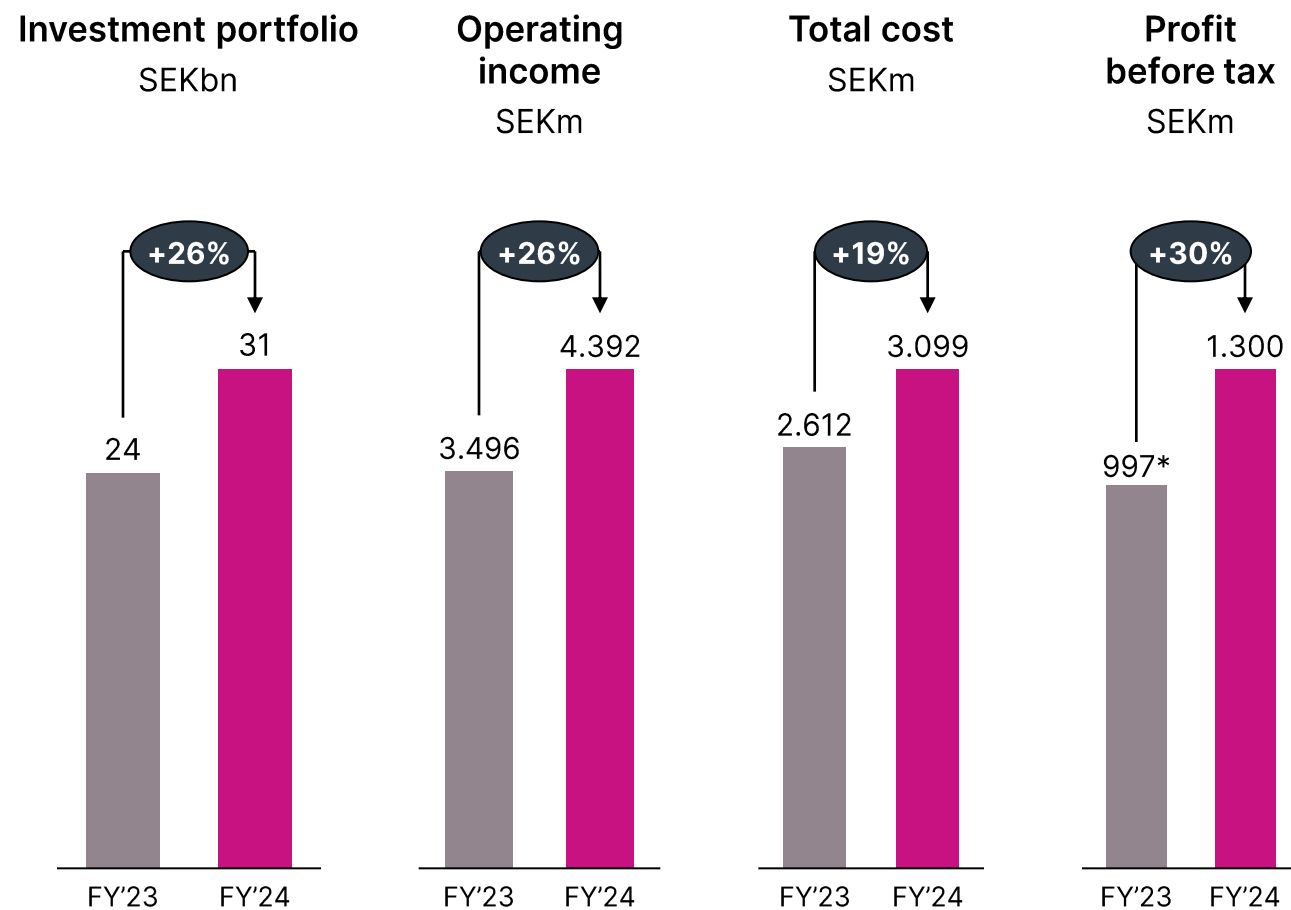
vs prior year

SEKm	2024	2023	Change
Interest income acquired loan portfolios	4,523	3,469	30%
Other interest income	472	177	>100%
Interest expense	-1,428	-829	72%
Net interest income	3,567	2,817	27%
Total impairment gains & losses	527	357	48%
Other income	295	206	43%
Net result from financial transactions	4	117	-96%
Total operating income	4,392	3,496	26%
Direct	-1,919	-1,593	20%
Indirect	-1,180	-1,019	16%
Total operating expenses	-3,099	-2,612	19%
Profit from shares and participations in associates	7	114	-94%
Profit before rejuvenation costs	1,300	997	30%
Rejuvenation costs		-151	-100%
Profit before tax	1,300	846	54%
Income tax	-287	-183	56%
Net profit	1,013	663	53%

Key ratios	2024	2023	Change
Reported RoE, %	17%	11%	
Investment volumes	10,772	7,089	+52%
Investment portfolio	30,704	24,288	+26%

- » Record investment year
- » Strong growth and repricing
- » Collection performance at 105% full year
- » Operating leverage and cost discipline boosting profit growth
- » Full year 2024 effective tax rate of 22%
- » ROE beating return target

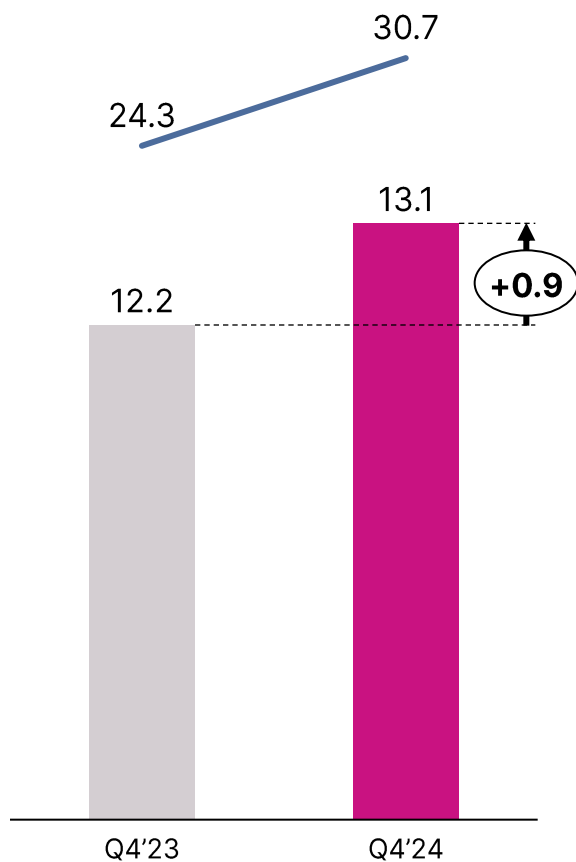
Operating leverage development (2024 vs PY)



- » Strong growth at right price and risk
- » Healthy portfolio driving operating income
- » Cost control and scale benefits boosting profits

* Excludes 2023 rejuvenation costs (SEK 151m)

Net Interest income margin

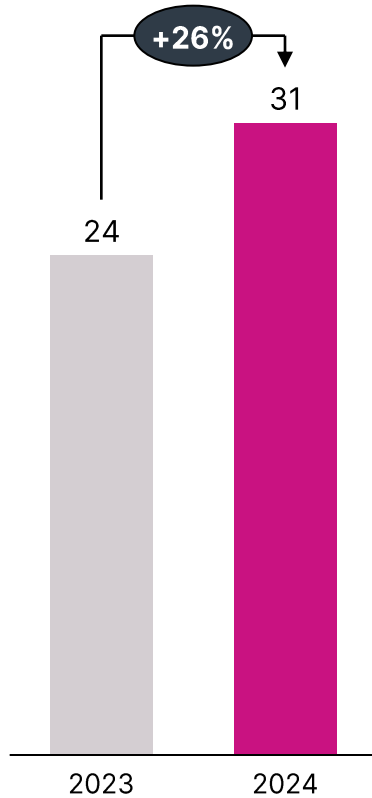


— Investment Portfolio, SEKbn
 ■ Net interest margin, %

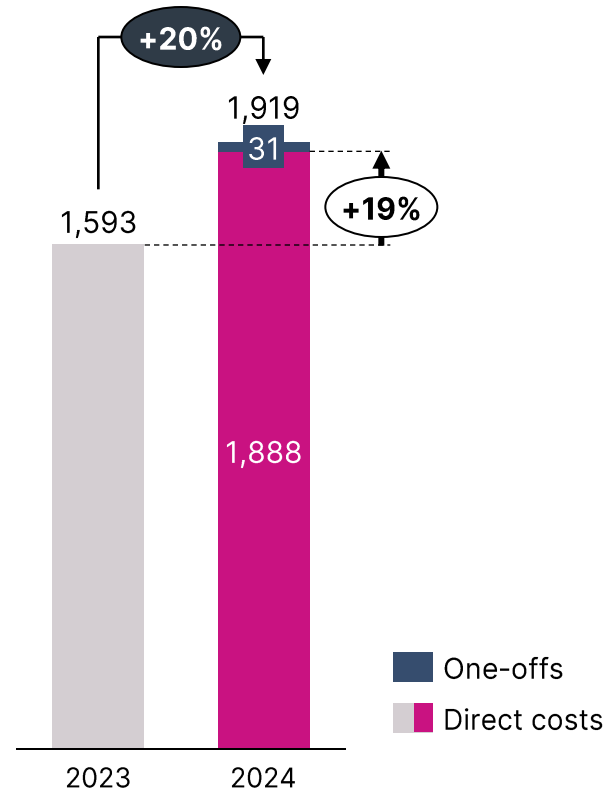
- » Material net interest income margin expansion
- » Strong growth at right price and risk
- » Accretive market prices

Direct costs

Investment portfolio
SEKbn

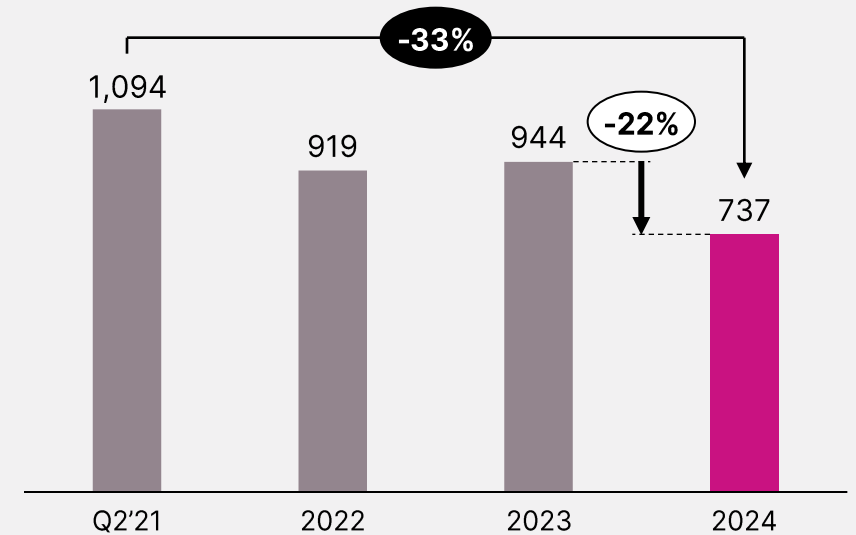


Direct costs
SEKm



- Higher growth in investment portfolio than direct costs
- Continuous improvements / restructuring across several markets (sale of 3PC, Spanish unsecured operations, BeNe model)
- Continued large reduction in direct FTEs

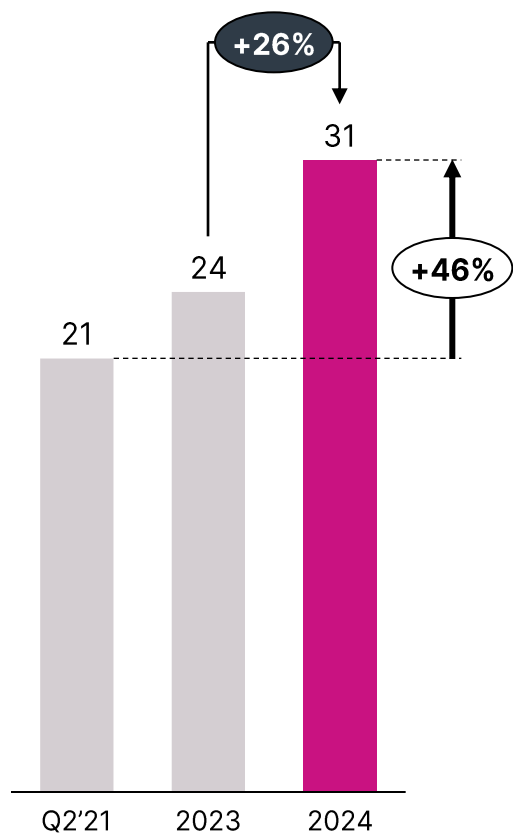
Direct FTEs



Indirect costs

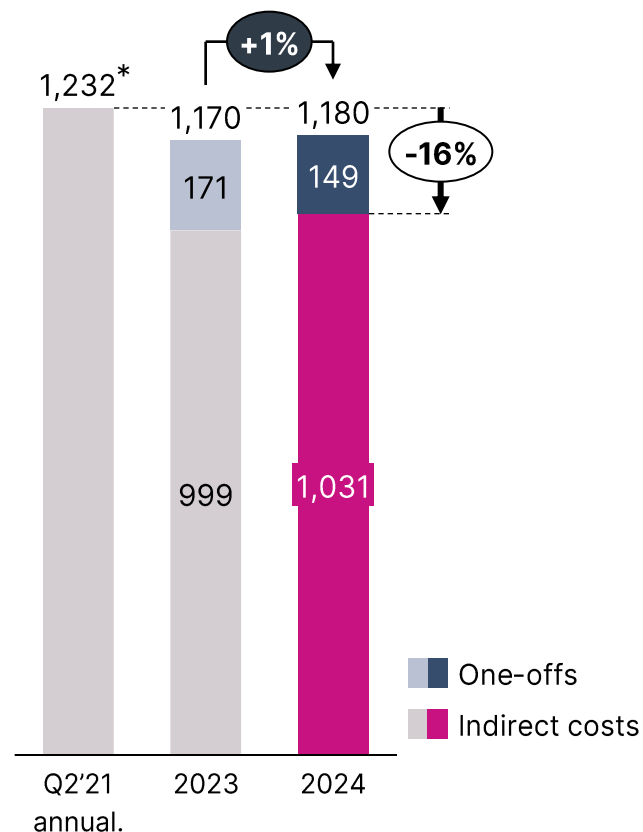
Investment portfolio

SEKbn



Indirect costs

SEKm

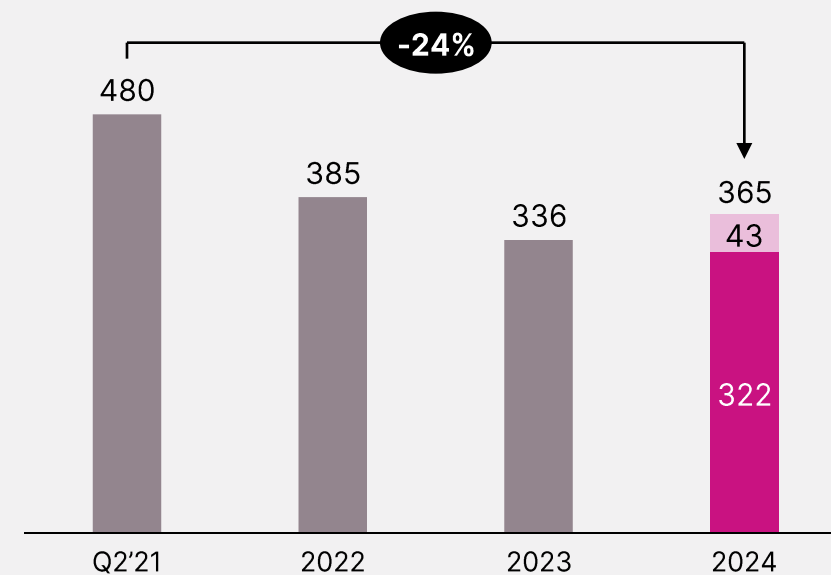


* 1,135 reported, re-valued at 2024 average fx rates

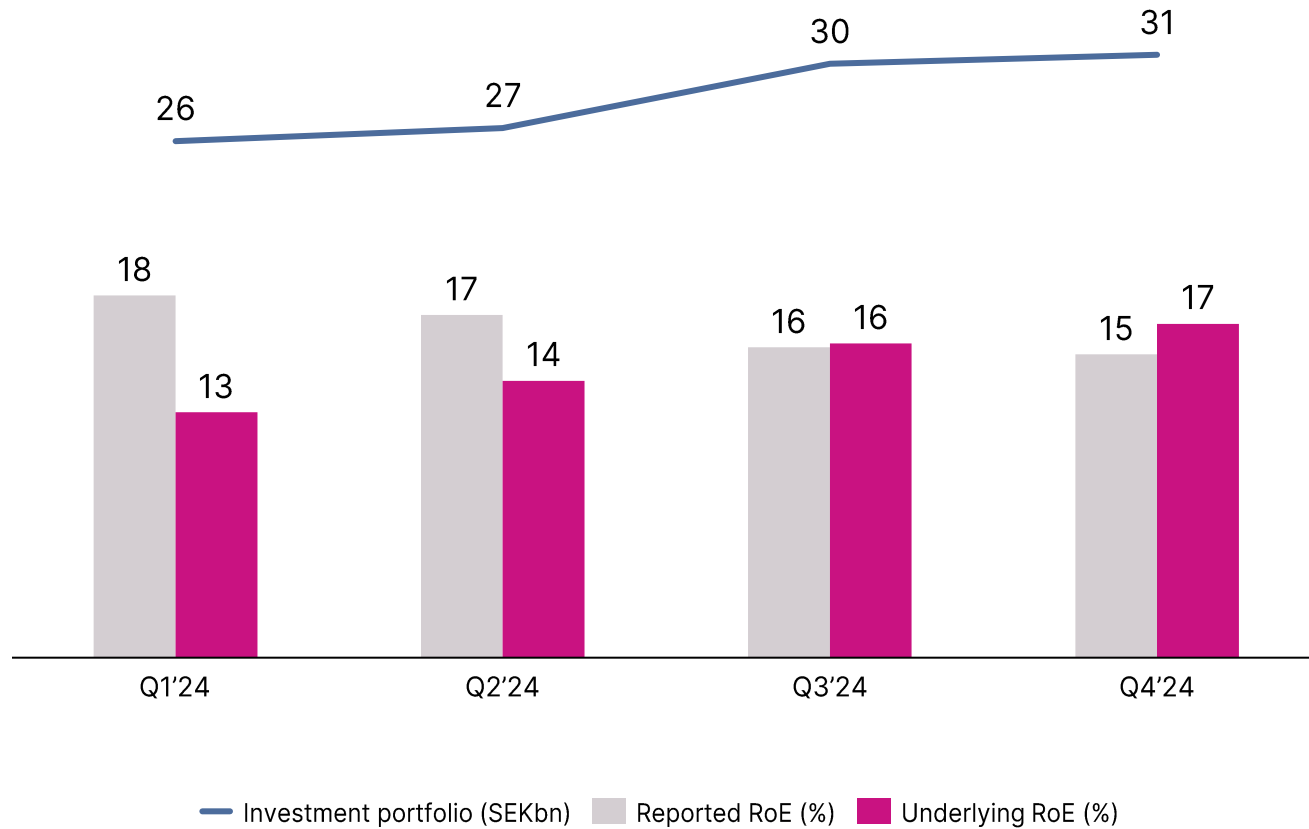
- Ongoing improvement focus
- Cost discipline providing scale benefits in high inflation environment
- SEK 40m per annum save as we insource and improve IT services (+43 FTEs)

Indirect FTEs

Insourced IT FTEs



Growth in underlying RoE



- » Underlying ROE increase
- » Sourcing and disciplined pricing
- » Cost control
- » Scale benefits

Agenda

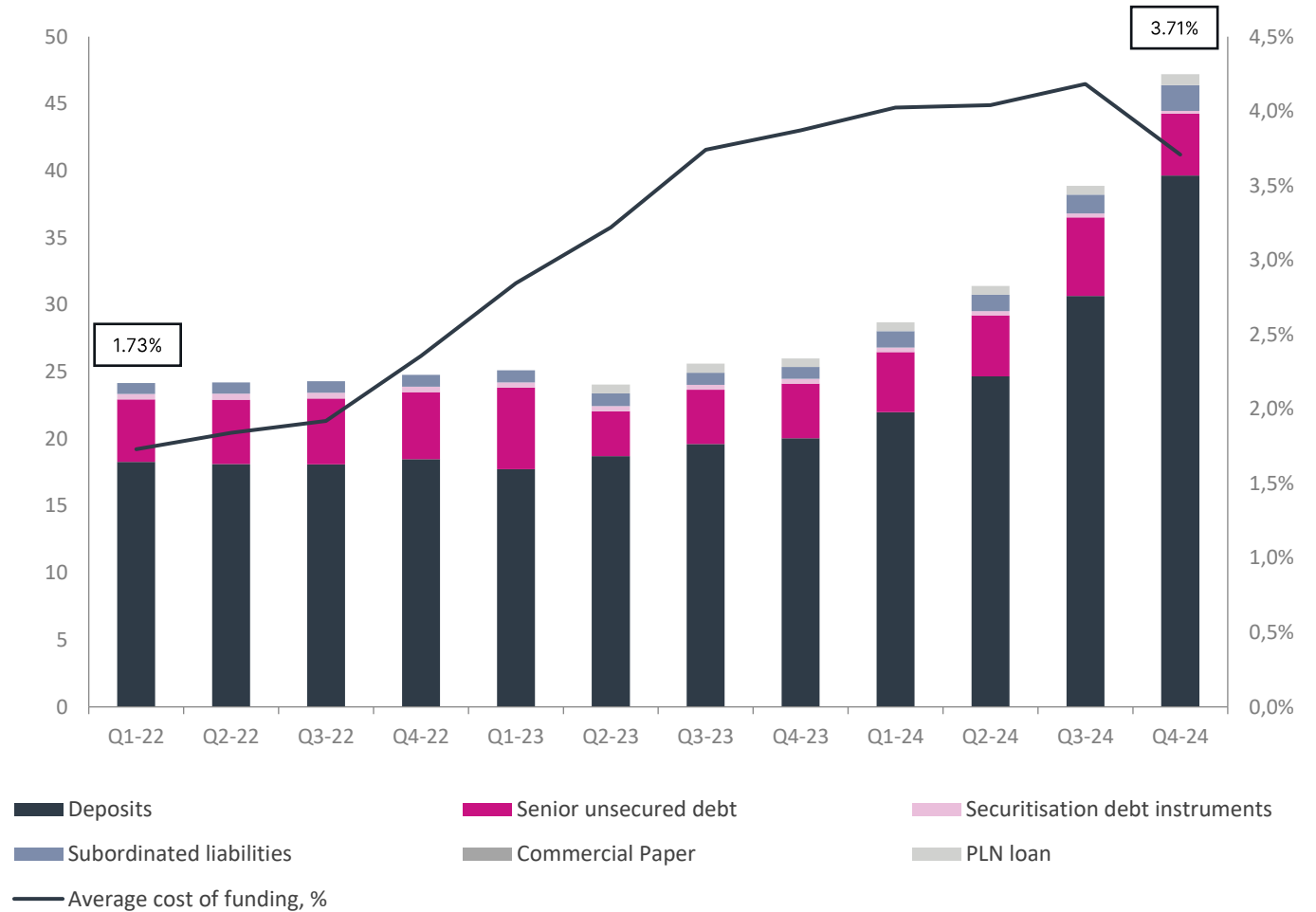
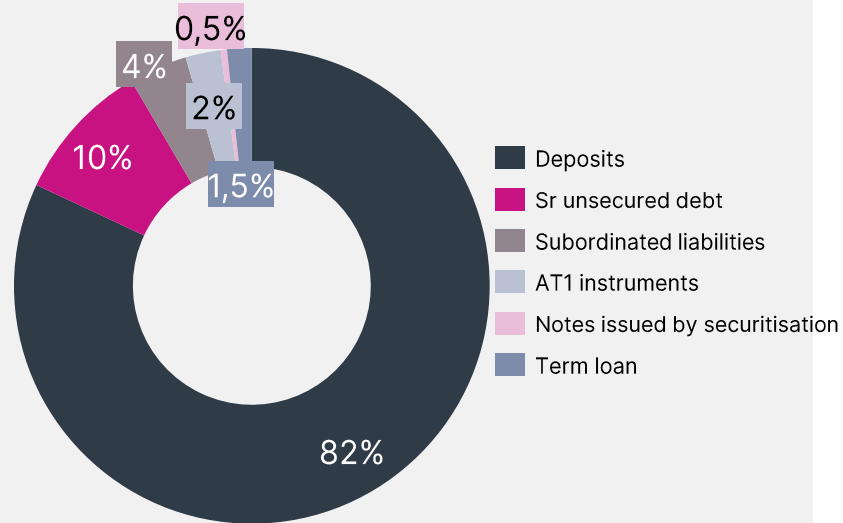
- » Business overview
- » Market update
- » Financial update
- » **Capital, funding and liquidity**
- » The Transaction



Funding

- » Diversified, stable and competitively priced funding base supporting asset growth
- » Market issuance of SEK 4.2bn during 2024
- » Senior unsecured debt at 10 per cent and deposits 82 per cent of overall funding

Distribution of funding



Savings offerings & well-diversified, competitive funding

- » As a regulated credit market institution under the supervision of the Swedish FSA, Hoist Finance is able to offer deposits to the general public.
- » Deposits are offered under the HoistSpar brand in Sweden, Germany, the UK, Poland, the Netherlands, Ireland, and Austria since the launch in Sweden 2009.
- » Bond issuances in both SEK and Euro markets in all formats, AT1, T2, Senior non-preferred & Senior Preferred
- » Term bank deposit

~150 000

active customers

Ireland

UK

Netherlands

Germany

Sweden

Poland

Austria

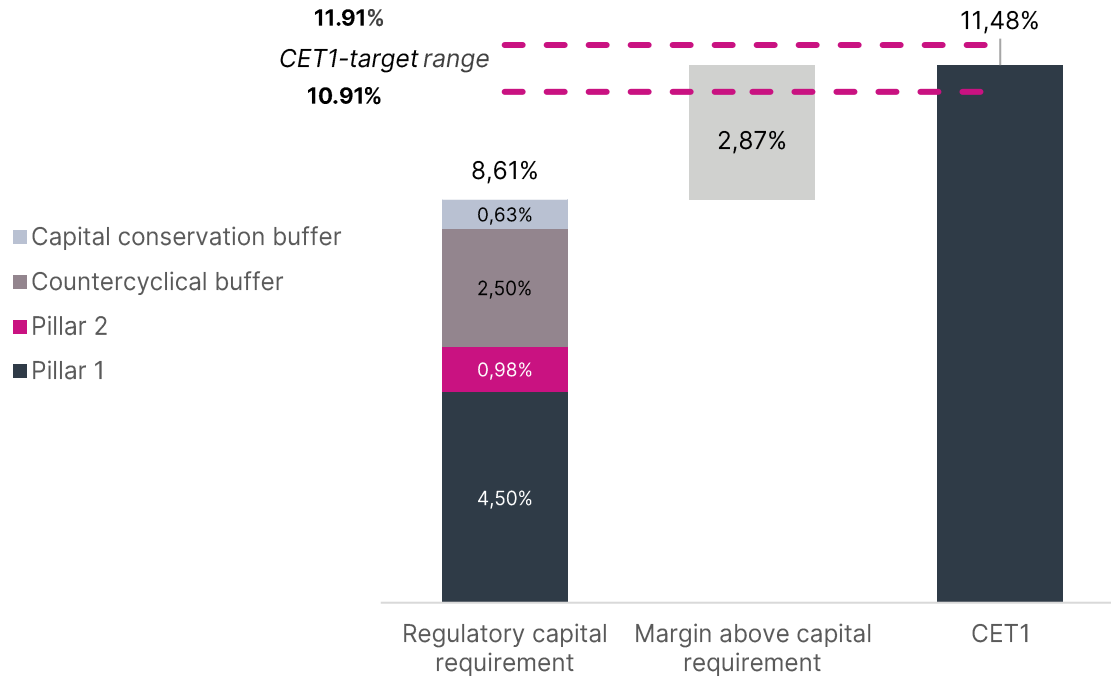
SEK 40.2 billion

In total deposit balance
(approximately)

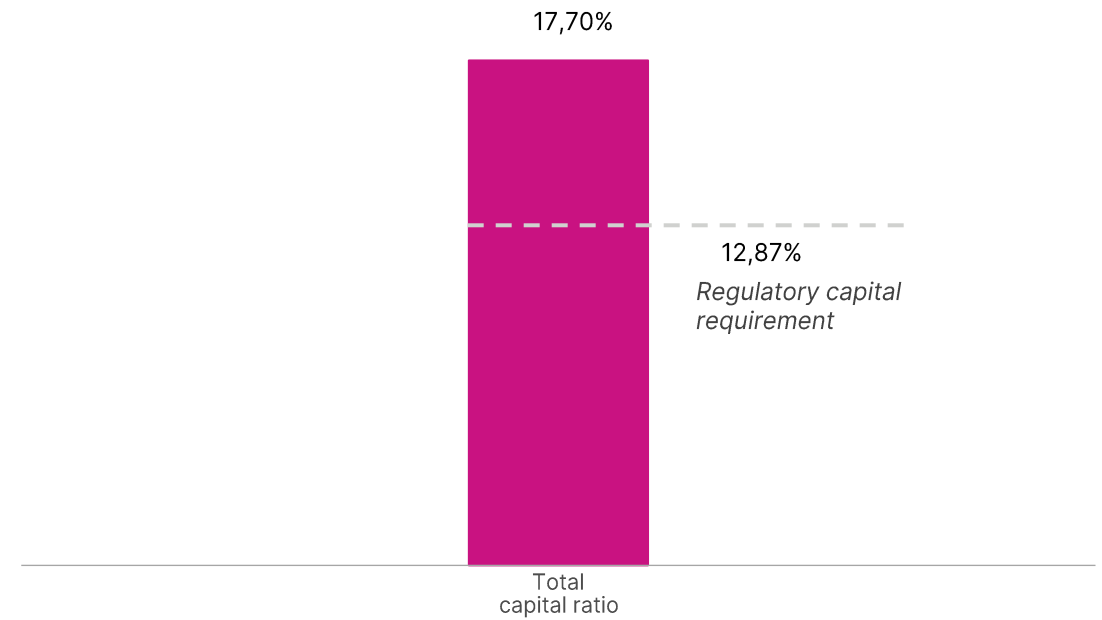
Capital position

YE 2024

CET1

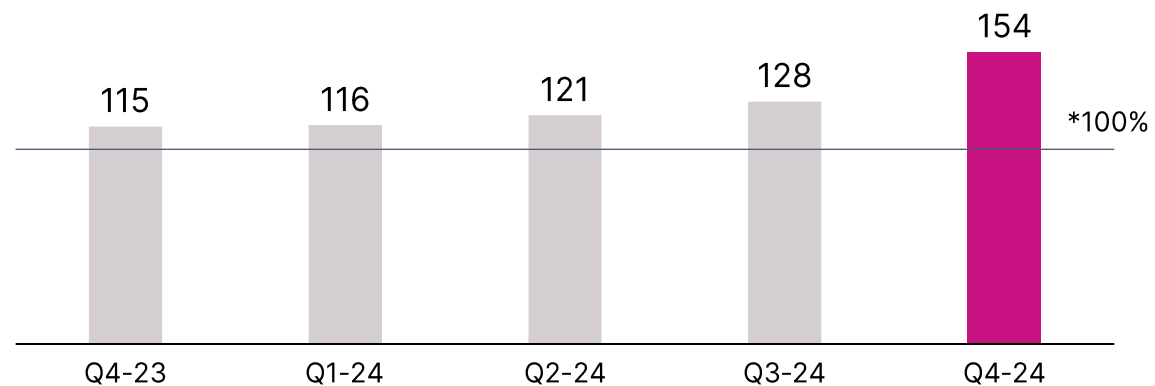


Total capital ratio

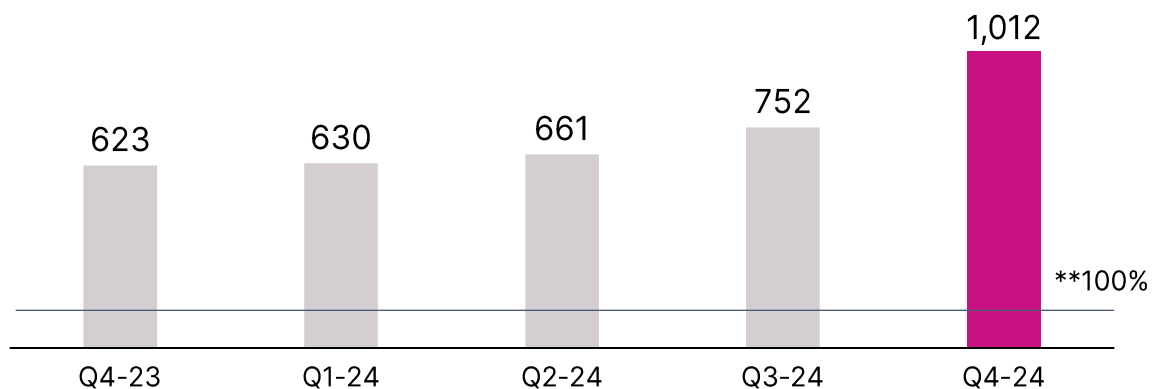


Liquidity position

NSFR, %



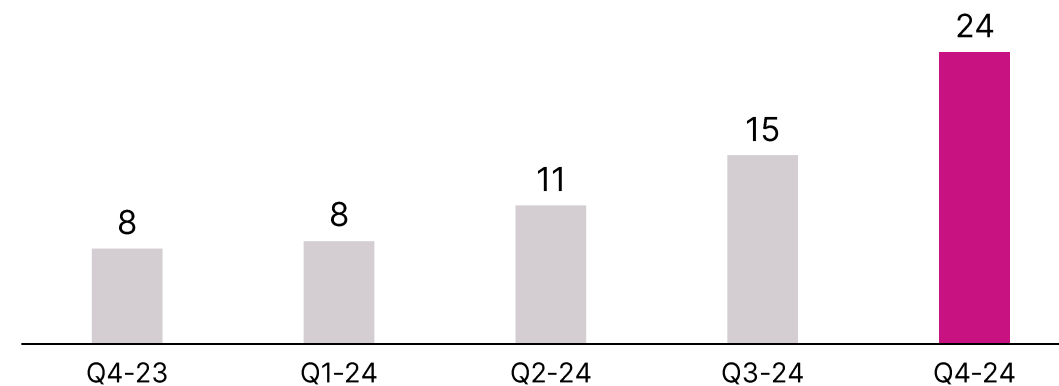
LCR, %



*NSFR regulatory limit 100%,

**LCR regulatory limit 100%

Liquidity reserve, SEKbn



Comments

- » Overall balance sheet growth due to growing NPL and liquidity portfolio
- » Large liquidity buffer to accommodate Specialised Debt Restructurer (SDR) criteria
- » Extraordinarily resilient credit market company

Agenda

- » Business overview
- » Market update
- » Financial update
- » Capital, funding and liquidity
- » **The Transaction**



Transaction overview

Issuer	Hoist Finance AB (publ)
Instrument	Senior Preferred
Exp. Issue Rating	Moody's: Baa2
Currency	SEK
Volume	Exp. SEK 750m
Use of Proceeds	General corporate purposes
Tenor	3y
Coupon	3m Stibor + [•]bps
Denomination	SEK 1.25m
Documentation	Issued under the Issuer's EUR 1bn EMTN programme
Listing	Euronext Dublin
Joint Lead Managers	Carnegie Investment Bank AB & Nordea Bank Abp



Hoist Finance's key credit highlights

- 1** A leading European asset manager, specialised in non-performing consumer- and SME loans, building on more than 25 years of market experience and data gathering
- 2** Regulated status as a credit market institution requires sound capitalisation and strong liquidity, while allowing for access to cheap retail deposit-funding as well as diverse wholesale funding
- 3** Highly granular and diversified portfolio
- 4** Active presence on 13 markets across Europe with a proven track record of strategically entering new markets. Benefitting from strong relationships with Europe's largest international banks and credit funds, active on the primary- and secondary NPL-market
- 5** Rating of Baa2/Stable makes Hoist Finance the only investment grade rated issuer in the NPL sector
- 6** Huge market opportunity combined with supportive underlying market trends
- 7** Obtaining status as an SDR will further consolidate Hoist Finance's competitive edge in the NPL industry, being exempt from the backstop regulation

Thank you!

